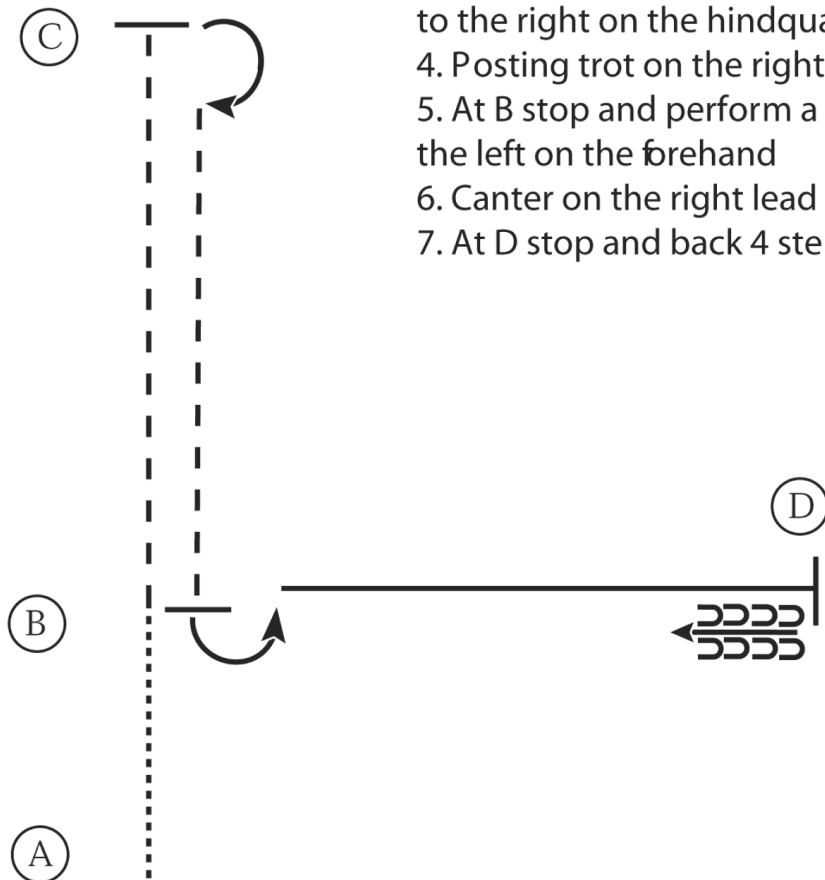


Western Riders Club Gotland

Hunt Seat Equitation

Show Date: 04/19/2013

1. Walk A to B
2. At B posting trot on the left diagonal to C
3. At C stop and perform a 180 degree turn to the right on the hindquarters
4. Posting trot on the right diagonal to B
5. At B stop and perform a 90 degree turn to the left on the forehand
6. Canter on the right lead to D
7. At D stop and back 4 steps



Walk
Trot	-----
Extended Trot	-----
Canter	=====
Leg Yield	
Lead Change	↗↘
Back	←←←←
Marker	(B)
Sidepass	←---→

[HSE/1-3]

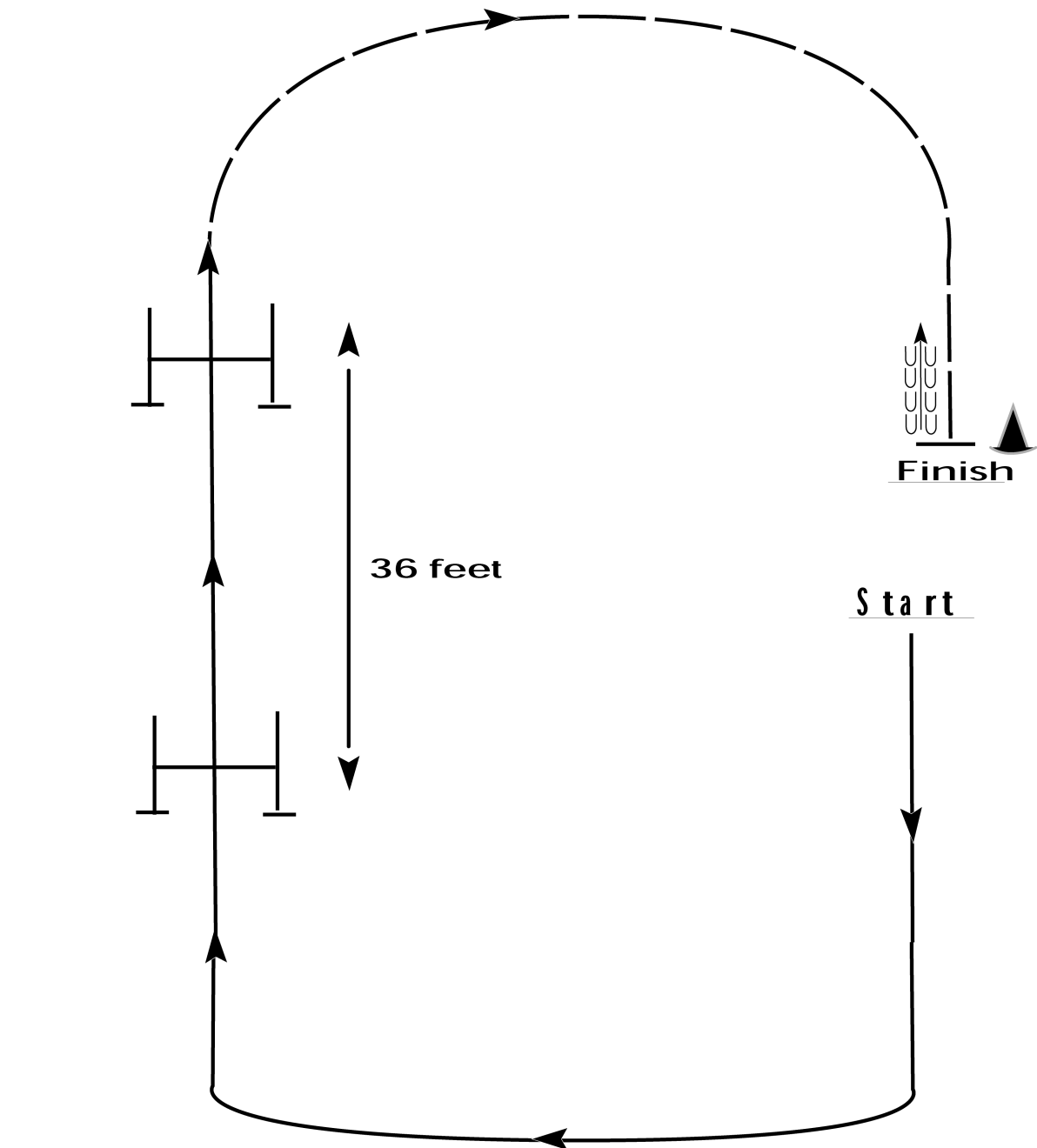
Pattern Provided by:

Yvonne Pettersson Lundgren

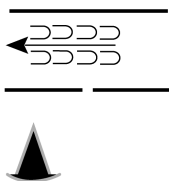
Western Riders Club Gotland

Hunter Hack

Show Date: 04/19/2013



Canter
Back
Hand Gallop
Marker



1. Fences are set approximately 36 feet apart.
2. After 2nd fence, hand gallop to marker. Stop and back approximately one horse length.
3. Drop your reins to signify completion.

[HH/36-2]

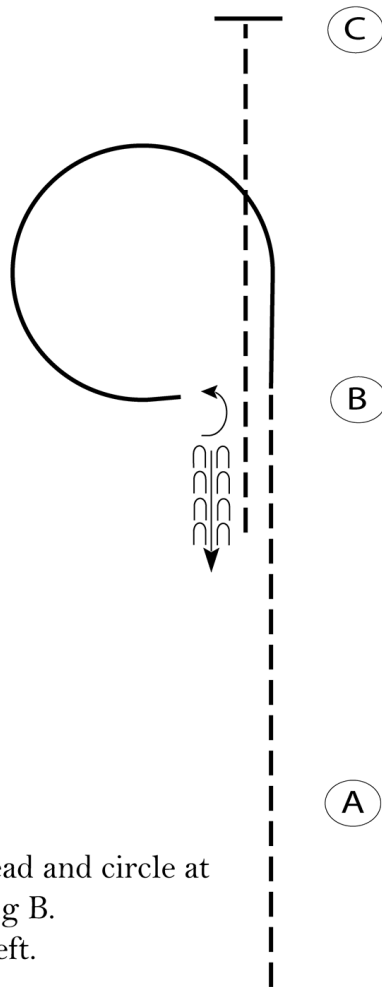
Pattern Provided by:

Yvonne Pettersson Lundgren

Western Riders Club Gotland

Western Horsemanship Green

Show Date: 04/19/2013



Begin before A at a jog.

1. Jog from A to B.
2. At B, lope on the left lead and circle at B as shown. Stop facing B.
3. Turn 1/4 turn to the left.
4. Back one horse length.
5. Jog to C. Stop at C.

Follow the instructions of your ring steward.

Walk	-----
Jog	- - - - -
Extended Jog	- - - - -
Lope	=====
Leg Yield	
Lead Change	— / —
Back	← C C C C C
Marker	Ⓚ
Sidepass	←-----→

[WH/1-17]

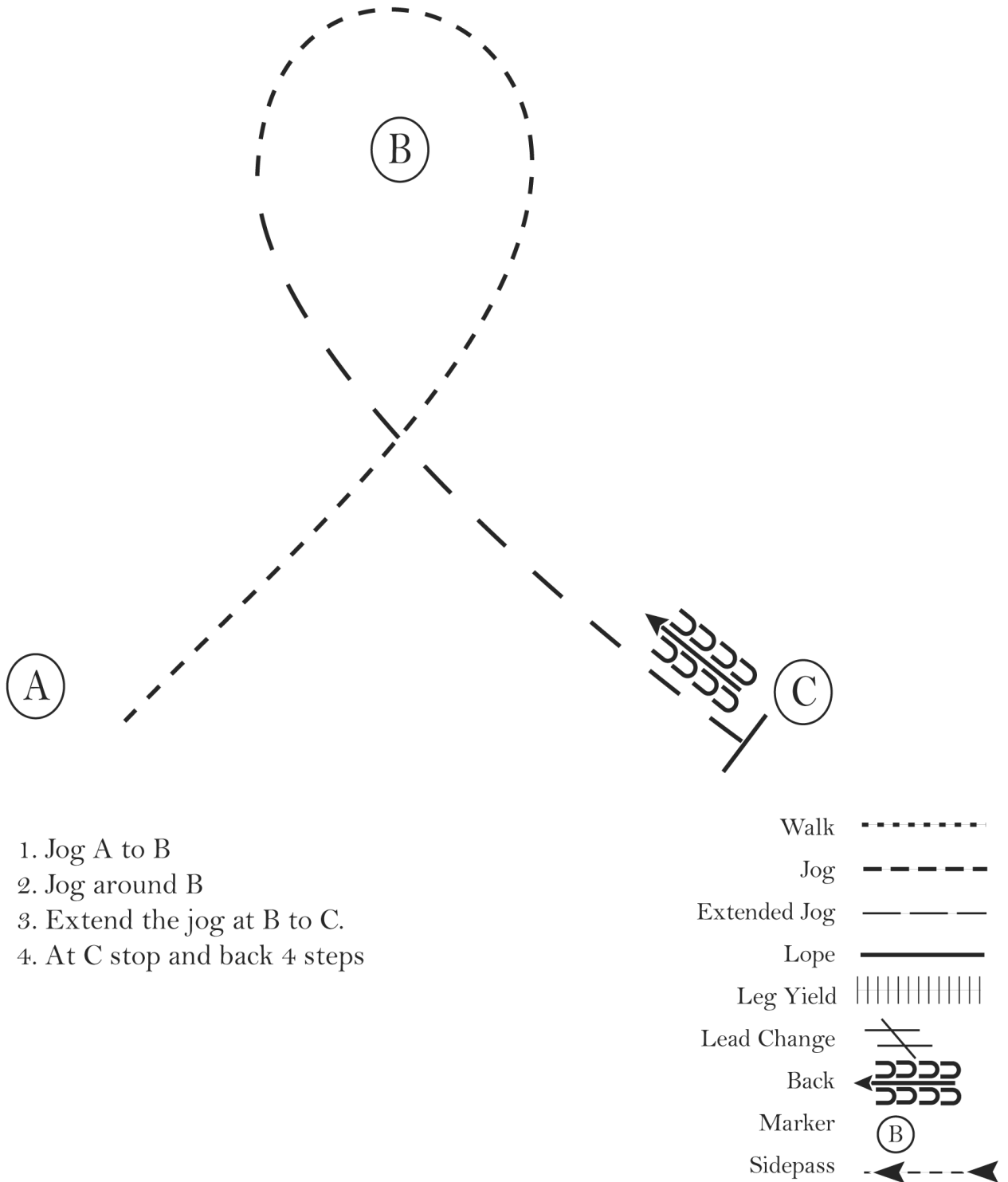
Pattern Provided by:

Yvonne Pettersson Lundgren

Western Riders Club Gotland

Western Horsemanship Blueberry

Show Date: 04/19/2013



[WH/WT-9]

Pattern Provided by:

Yvonne Pettersson Lundgren